

Summary Background

SEWER



Total Population

78,905

Long Beach Opportunity Zones



Unemployment Rate

9.53%

Long Beach Opportunity Zones



Percent College Educated

14.16%

Long Beach Opportunity Zones



Labor Force Participation Rate

61.41%

Long Beach Opportunity Zones

Since the European settlement, the character of the Hudson Valley region has been driven by geography. The port of New York and the major metropolis which grew up around it were flanked by the Hudson Valley's extensive natural resources and the Hudson's presence as a transportation route. The Valley is bordered on the south by a massive urban hub of the global economy and to the north by forests and farms that have been sources of material goods for hunters, traders and farmers, while also providing inspiration for generations of artists and respite for generations of travelers and tourists. The Valley itself remains a patchwork of farms, forests, parks, cities and towns supporting virtually all manner of human activity and enterprise. Figure 1 shows the Valley's relationship to the urbanized Atlantic seaboard.

Over the last generation, the Hudson Valley has become a nexus where the economic, social, and cultural forces of a major global capital, New York City, meet and intermingle with the dynamics associated with the Valley's small cities, towns and rural areas—vibrant legacies in agriculture and food, industrial innovation (stretching back to the D&H Canal and the invention of the steamboat), the arts and outdoor recreation.

Household Characteristics: 2018

Burlington-South Burlington, VT Metro Area



Category ▲	Value ▲	AYC ▲	AYC % ▲
Total Households	86,949	533	0.62%
Household Median Income	\$68,265	\$1,522	2.37%
Household Mean Income	\$88,828	\$2,081	2.50%
Per Capita Income	\$36,069	\$876	2.60%

US Census, ACS 5-Yr

Household Characteristics: 2018

Burlington-South Burlington, VT Metro Area



Category ▲	Value ▲	AYC ▲	AYC % ▲
Total Households	86,949	533	0.62%
Household Median Income	\$68,265	\$1,522	2.37%
Household Mean Income	\$88,828	\$2,081	2.50%
Per Capita Income	\$36,069	\$876	2.60%

US Census, ACS 5-Yr

Since the European settlement, the character of the Hudson Valley region has been driven by geography. The port of New York and the major metropolis which grew up around it were flanked by the Hudson Valley's extensive natural resources and the Hudson's presence as a transportation route. The Valley is bordered on the south by a massive urban hub of the global economy and to the north by forests and farms that have been sources of material goods for hunters, traders and farmers, while also providing inspiration for generations of artists and respite for generations of travelers and tourists. The Valley itself remains a patchwork of farms, forests, parks,

cities and towns supporting virtually all manner of human activity and enterprise. Figure 1 shows the Valley's relationship to the urbanized Atlantic seaboard.

Over the last generation, the Hudson Valley has become a nexus where the economic, social, and cultural forces of a major global capital, New York City, meet and intermingle with the dynamics associated with the Valley's small cities, towns and rural areas—vibrant legacies in agriculture and food, industrial innovation (stretching back to the D&H Canal and the invention of the steamboat), the arts and outdoor recreation.

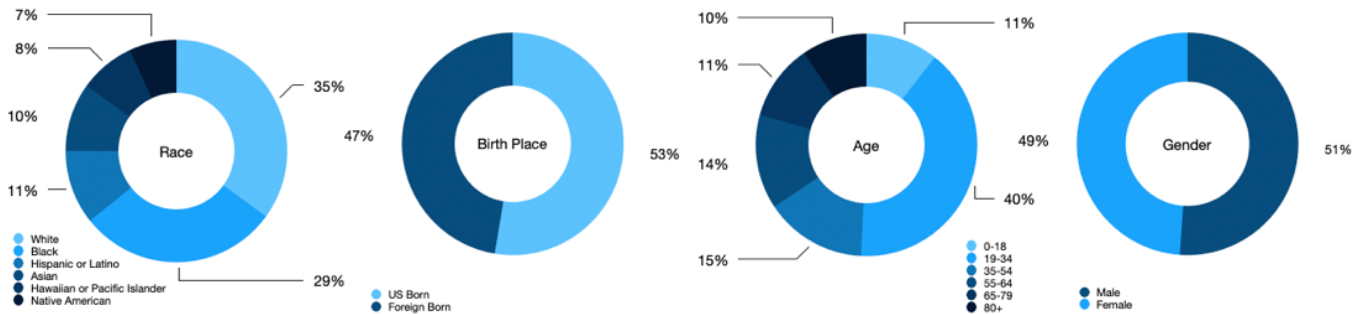
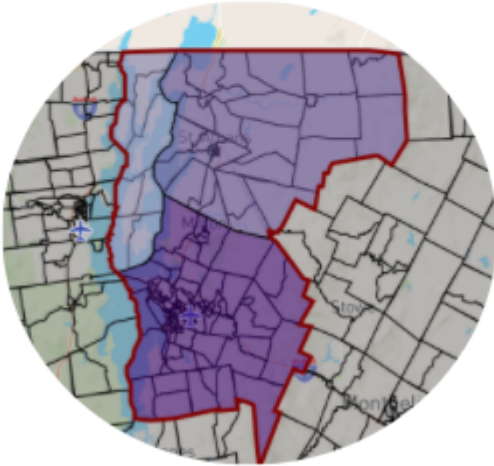
WHY IS THIS IMPORTANT?

Discuss resiliency issues and measures here.

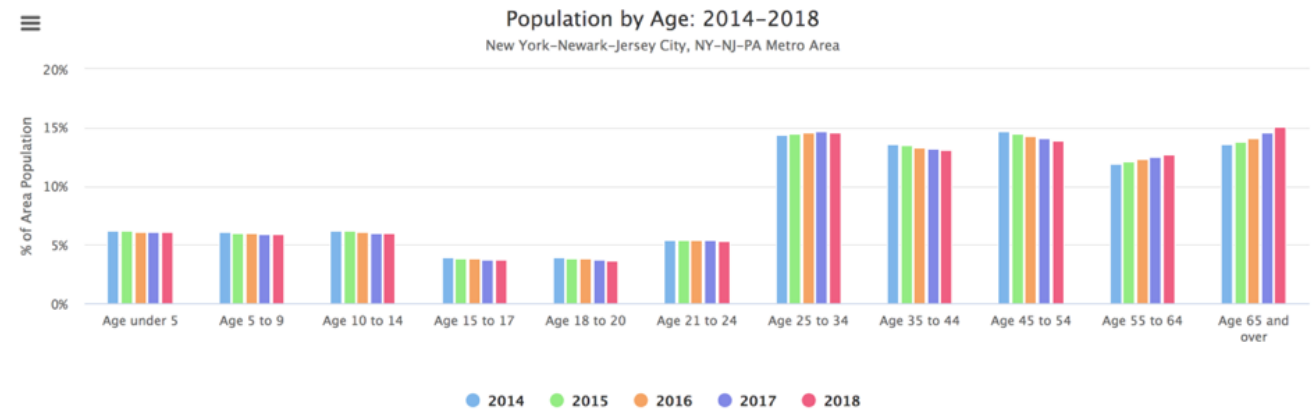
Population - Total Population 2018

Burlington-South Burlington, VT Metro Area

Topic	View			
Housing	Housing Characteristics - Data			
Geography	Category	Metric	Period	Source
Burlington South Burlington, VT Metro Area	of categories	Value	2018	5-year data



Geography: New York-Newark-Jersey City, NY-NJ-PA Metro Area
 Topic: Population by Age
 Style: 5-Year History
 Metric: Percent
 Period: 2014-2018
 Source: 5-year data



Geography: New York-Newark-Jersey City, NY-NJ-PA Metro Area
 Topic: Population by Age
 Style: Benchmark
 Metric: Percent
 Period: 2014-2018
 Source: 5-year data
 Item: Age 25 to 34

